

WEATHERVANES




Galloping Horse

WV-000107 30" HORSE
WV-000007 24" HORSE



Rooster

WV-000108 30" ROOSTER
WV-000008 24" ROOSTER



Black Lab

WV-000109 30" DOG
WV-000009 24" DOG



Eagle

WV-000115 30" EAGLE
WV-000010 24" EAGLE



Duck

WV-000120 30" DUCK
WV-000013 24" DUCK




Country Doctor

WV-000111 30" COUNTRY DOCTOR
WV-000015 24" COUNTRY DOCTOR



Cow

WV-000116 30" COW
WV-000016 24" COW




Buck

WV-000110
 30" [ONLY] BUCK




Tractor

WV-000118
 30" [ONLY] TRACTOR




Antique Auto

WV-000114
 30" [ONLY] ANTIQUE AUTO



Airplane

WV-000121
 30" [ONLY] AIRPLANE



Pheasant

WV-000014
 24" [ONLY] PHEASANT

ALL ARE BLACK, PAINTED, CAST ALUMINUM. THE WEATHERVANE IS SUPPLIED WITH A FLAT MOUNT BASE TO ATTACH TO HARVARD PRODUCTS CUPOLA. MANY STYLES AVAILABLE FOR QUICK SHIPMENT.

24" \$114.21

30" \$186.90